

SMALL

3000 K

2700 K

CA086DWHWDI

CA086DWHMDI

CA086DBBWDI

CA086DBBMDI

CA086DBEWDI

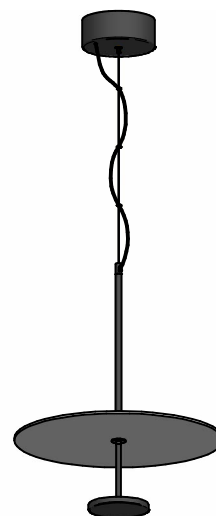
CA086DBEMDI

CA086DGBWDI

CA086DGBMDI

CA086DLUWDI

CA086DLUMDI



MEDIUM

3000 K

2700 K

CA087DWHWDI

CA087DWHMDI

CA087DBBWDI

CA087DBBMDI

CA087DBEWDI

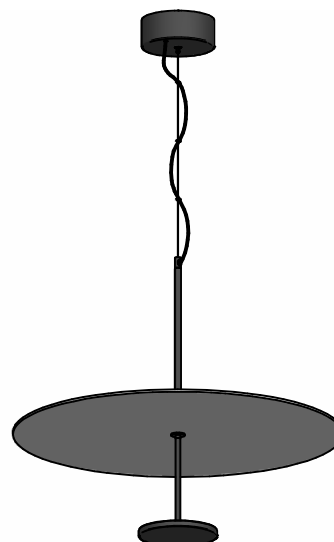
CA087DBEMDI

CA087DGBWDI

CA087DGBMDI

CA087DLUWDI

CA087DLUMDI



LARGE

3000 K

2700 K

CA088DWHWDI

CA088DWHMDI

CA088DBBWDI

CA088DBBMDI

CA088DBEWDI

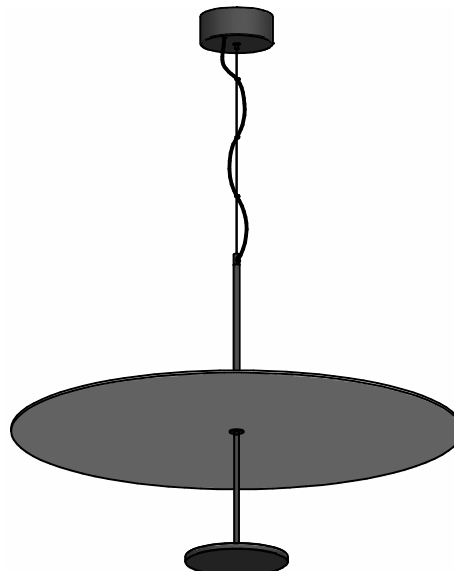
CA088DBEMDI

CA088DGBWDI

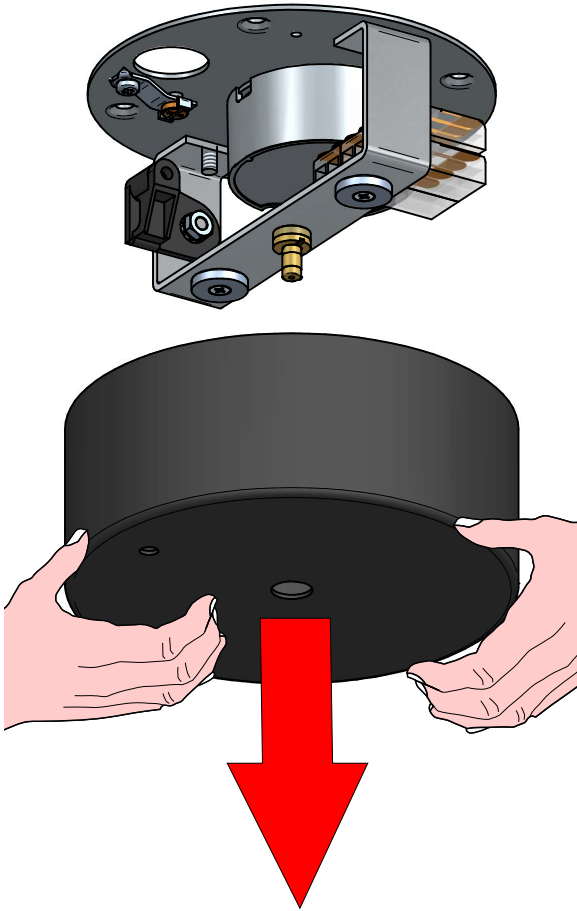
CA088DGBMDI

CA088DLUWDI

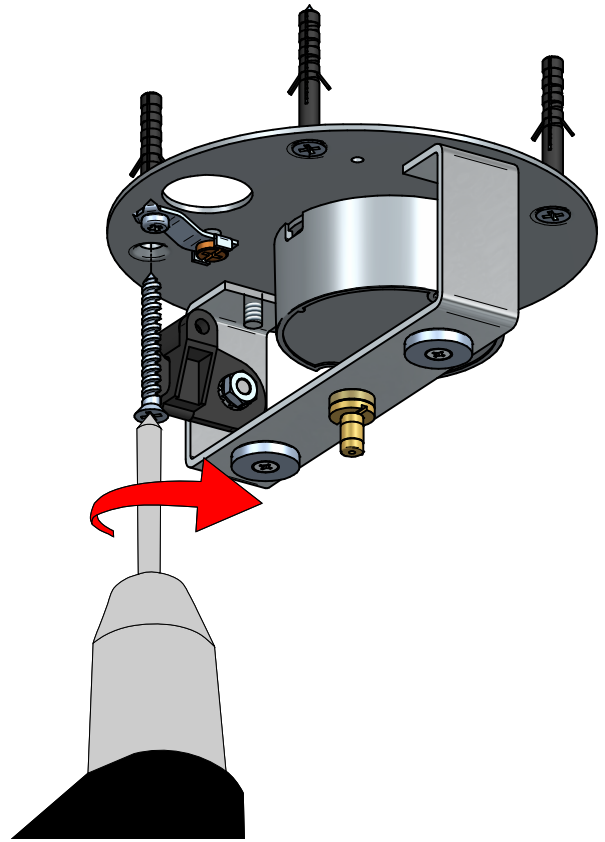
CA088DLUMDI



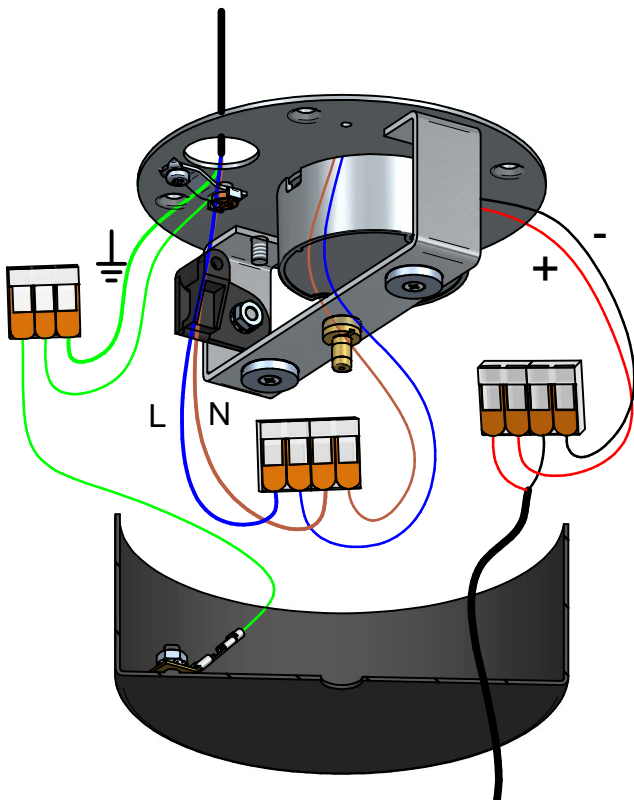
1



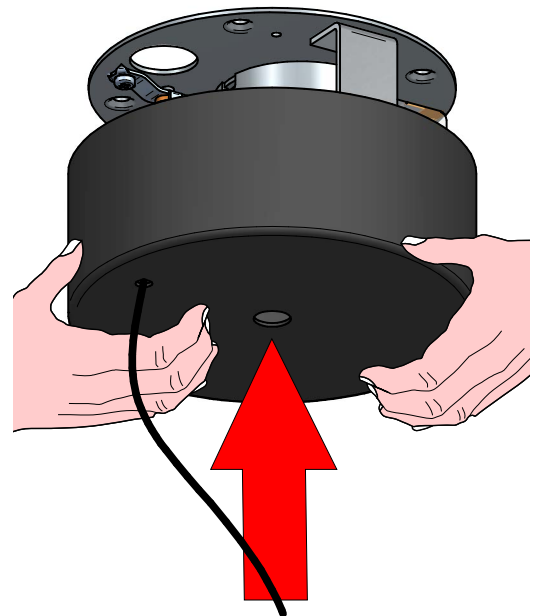
2



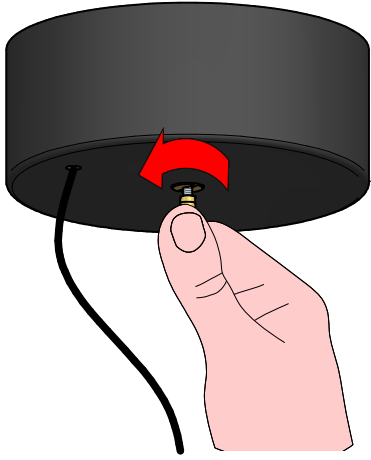
3



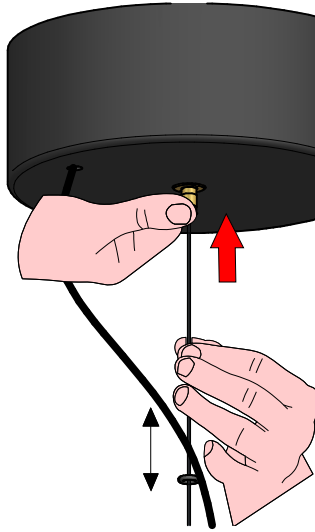
4



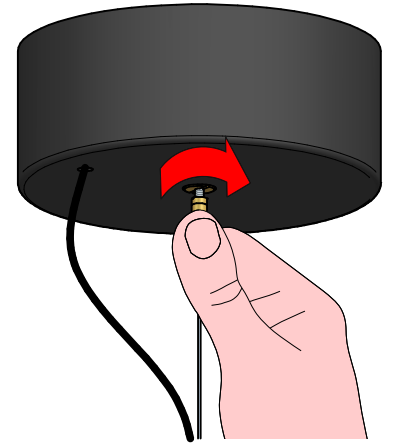
5



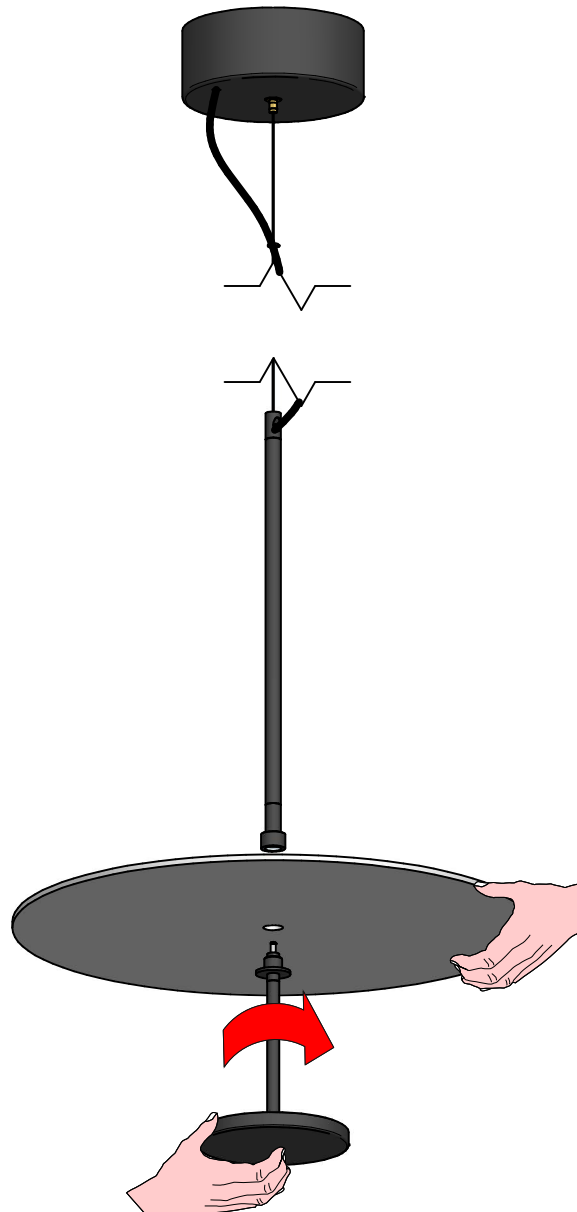
6





7



8



ISTRUZIONI PER IL LAVAGGIO DELL'APPARECCHIO D'ILLUMINAZIONE
LUMINAIRE CARE INSTRUCTIONS
ISTRUCCIONES PARA LIMPIAR LA LUMINARA
INSTRUCTIONS POUR LE LAVAGE DE L'APPAREIL D'ECLAIRAGE
ANLEITUNG ZUR REINIGUNG DES BELEUCHTUNGSGERATS



IT - ATTENZIONE!!!

Lavare la superficie del diffusore luce con panno umido, utilizzando solo acqua e sapone neutro.

EN - WARNING!!!

Wipe clean with a cloth dampened in water with neutral detergent.

ES - ATENCION!!!

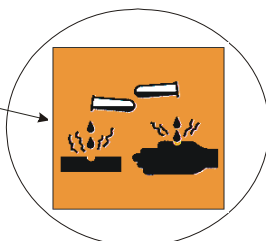
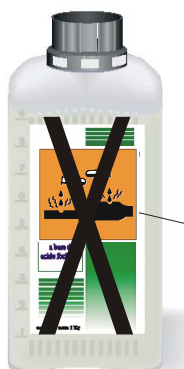

Limpie la superficie del difusor con un pano humedecido con agua y jabon neutro.

FR - ATTENTION!!!

Laver la surface du diffuseur de lumiere a l'aide d'un chiffon humide et en utilisant seulement de l'eau et du savon neutre.

DE - ACHTUNG!!!

Die oberfläche vom lampenschirm mit einem feuchten lappen reinigen. De lappen mit wasser und neutralseife befeuchten.



IT - ATTENZIONE!!!

Non utilizzare panni abrasivi e/o solventi.

EN - WARNING!!!

Avoiding the use of chemical solvents and/or abrasive cloths.

ES - ATENCION!!!

No utilizar panos abrasivos y solventes.

FR - ATTENTION!!!

Ne pas utiliser de chiffons abrasifs ou de dissolvants.

DE - ACHTUNG!!!

Abschleifende tuche und/oder losungsmittel nicht benutzen.